

SNAGGING INSPECTION

Thursday, 18 March 2021

Prepared For


146 Issues Identified



Issue 1 front Door

Assigned To

Right hand door reveal out of square



Issue 2 Front Door

Assigned To

No spy hole fitted ad door chain



Issue 3 Front Door

Assigned To

Lock loose



Issue 4 Front Door

Assigned To

Lintel to point /weep vents clean out



Issue 5 Front Door

Assigned To
Door bell not level



Issue 6 Hall

Assigned To
Radiator not level



Issue 7 Hall

Assigned To
Wall not complete to left hand side of stairs



Issue 8 Hall

Assigned To
Floor tiling cut short to 1st tread



Issue 9 Hall

Assigned To

Excessive shrinkage to skirting right hand side of stairs



Issue 10 Cloakroom

Assigned To


Excessive gap to door to frame and door latch adjust as door rattles within opening



Issue 11 Cloakroom

Assigned To


Door not fully opening as clashing with radiator



Issue 12 Cloakroom

Assigned To

Room size does not comply with part m should be 650mm actual measurements are 560mm



Issue 13 Cloakroom

Assigned To

Burn marks to wall requires filling and decorations to rear of toilet



Issue 14 Cloakroom

Assigned To


Grouting not complete to pipework to the rear of the toilet and mastic to complete



Issue 15 Cloakroom

Assigned To


Excessive cracking to wall right hand side of of the door



Issue 16 Lounge

Assigned To

Adhesive showing to door bar



Issue 17 Lounge

Assigned To

Door latch adjust as door rattles within opening



Issue 18 Lounge

Assigned To

Excessive gap to door to frame



Issue 19 Lounge

Assigned To


Excessive shrinkage to ceiling line above front window



Issue 20 Lounge


Assigned To

Plaster to complete behind radiator



Issue 21 Lounge

Assigned To
Mastic to remove from glass



Issue 22 Lounge

Assigned To
Excessive shrinkage to ceiling line above French door




Issue 23 Lounge

Assigned To
Excessive shrinkage to boxing and ceiling left hand side of front window



Issue 24 Lounge

Assigned To
Ceiling to fill and paint left hand side of rear light rose



Issue 25 Lounge

Assigned To
Seal to French door not sitting flat



Issue 26 Lounge

Assigned To
Right hand French door seal not sitting flat



Issue 27 Lounge

Assigned To
Poor application of sealant below external French door threshold



Issue 28 Lounge

Assigned To
Damage to French doors



Issue 29 Lounge

Assigned To

Expanding foam showing to bottom of French door frame



Issue 30 Stairs

Assigned To

Excessive shrinkage to stair string



Issue 31 Bedroom 1

Assigned To


Door catching frame



Issue 32 Bedroom 1

Assigned To

Decorations to complete to arcs



Issue 33 Bedroom 1

Assigned To


Excessive shrinkage to right hand side of the door



Issue 34 Bedroom 1

Assigned To


Damage to window frame



Issue 35 Bedroom 1

Assigned To

Mastic to window frame to re apply



Issue 36 Bedroom 1

Assigned To

External window cill scratched



Issue 37 Bedroom 1

Assigned To

Excessive shrinkage to skirting right hand side of the window



Issue 38 Ensuite

Assigned To

Excessive gap to door to frame



Issue 39 Ensuite

Assigned To

Cistern not fitted tight to wall and not secure



Issue 40 Ensuite

Assigned To


Pipe not sealed around at floor and mastic not complete to rear of toilet



Issue 41 Ensuite

Assigned To

Poor application of mastic and flooring not complete below pedestal



Issue 42 Ensuite

Assigned To

Shower water not draining



Issue 43 Ensuite

Assigned To

Mastic cracking to shower tray requires removing and re applying to stop further damage



Issue 44 Ensuite

Assigned To

Excessive cracking to wall left hand side of window



Issue 45 Ensuite

Assigned To


left side of toilet



Issue 46 Ensuite

Assigned To

Brackets to towel rail secure



Issue 47 Ensuite

Assigned To

Mastic to tidy left hand side of toilet



Issue 48 Ensuite

Assigned To

Dent to plug to wash basin



Issue 49 Ensuite

Assigned To

Right hand External brick reveal to point



Issue 50 Ensuite

Assigned To

Decorations to complete to frame



Issue 51 Bedroom 2

Assigned To

Adjust door latch as door rattles within opening



Issue 52 Bedroom 2

Assigned To

Uneven margins at top of door



Issue 53 Bedroom 2

Assigned To
Radiator not level




Issue 54 Bedroom 2

Assigned To
Socket and TV point right hand side of door loose



Issue 55 Bedroom 2

Assigned To
Left hand window catching at the bottom and right hand window handle stiff



Issue 56 Bedroom 3

Assigned To
Poor finish to door edge and door catching to top of frame



Issue 57 Bedroom 3

Assigned To

Excessive shrinkage to left hand side of door



Issue 58 Bedroom 3

Assigned To


Double socket right hand side door loose



Issue 59 Bedroom 3

Assigned To


Window frame damaged and external cill scratched



Issue 60 Landing

Assigned To


Excessive shrinkage to right hand side of bedroom 3



Issue 61 Landing

Assigned To

Excessive shrinkage to left hand side of bedroom 1



Issue 62 View From Landing Window

Assigned To


Chipped roof tiles a and verge cut short



Issue 63 Landing

Assigned To

Excessive shrinkage to skirting right hand side of bedroom 1



Issue 64 Landing Store

Assigned To


Excessive gap to door to frame



Issue 65 Landing Store

Assigned To

Door latch adjust as door rattles within opening



Issue 66 Landing Store

Assigned To


Door edge split and to fill below latch



Issue 67 Landing Store

Assigned To

Plaster skim tape showing above door



Issue 68 Bathroom

Assigned To


Excessive gap to door to frame plus door not flush to frame



Issue 69 Bathroom

Assigned To

Inconsistent paint finish to skirting behind door



Issue 70 Bathroom

Assigned To

Door stop not fitted to stop door clashing with wall



Issue 71 Bathroom

Assigned To

Poor plaster finish to towel rail pipes



Issue 72 Bathroom

Assigned To


Excessive gap below skirting right hand side of wash basin



Issue 73 Bathroom

Assigned To

Excessive gap to floor to wall behind toilet and wash basin



Issue 74 Bathroom

Assigned To

Pipes not hidden behind pedestal



Issue 75 Bathroom

Assigned To

Floor creaking



Issue 76 Bathroom

Assigned To


Bath panel not secure at the bottom



Issue 77 Bathroom

Assigned To

Pedestal fitted out of square to basin



Issue 78 Loft

Assigned To

Daylight showing to front roof



Issue 79 Front

Assigned To

Detailed brickwork poor pointing and remove packer kitchen window



Issue 80 Front

Assigned To

Remove nail from rafter and thin application to paint to rafters



Issue 81 Front

Assigned To

Damage to gallow bracket to left hand side of door canopy



Issue 82 Front

Assigned To

Poor pointing to brickwork above Lounge window and corble to point



Issue 83 Front

Assigned To

Slabs cracked



Issue 84 Front

Assigned To

Roof tile broke



Issue 85 Front

Assigned To

Damaged to manhole lid to kitchen and to secure



Issue 86 Front

Assigned To

Dry verge not straight



Issue 87 Front

Assigned To

Open bed joints fill



Issue 88 Rear

Assigned To

Verge to roof no fixings



Issue 89 Rear

Assigned To

No weep vents fitted to lead flashing and joint to point



Issue 90 Front Right Hand Gable

Assigned To


Weep vents cut and added and not built in



Issue 91 Front Right Hand Gable

Assigned To

Poor application of mastic to service boxes and gas box door cracked



Issue 92 Front Right Hand Gable

Assigned To

Air brick to point



Issue 93 Garage Front

Assigned To
Roof tile broke



Issue 94 Garage Front

Assigned To
Damage to brickwork right hand side of garage door



Issue 95 Garage Internal

Assigned To
All lateral restraint straps should be double screwed to both gables



Issue 96 Garage Internal

Assigned To
Brickwork joints to clean and make good



Issue 97 Garage Internal Front

Assigned To


Pillars to clean and remove surplus mortar



Issue 98 Garage Front

Assigned To

Mastic to complete to frame



Issue 99 Rear

Assigned To

Clapping strip to gate adjust



Issue 101 Garage Rear

Assigned To

Poorly fitted verge to roof



Issue 103 Rear

Assigned To


Expansion joint not mastic to retaining wall



Issue 104 Rear

Assigned To

Broken roof tile



Issue 105 Rear Garage

Assigned To

Plinth bricks to point



Issue 106 Rear

Assigned To


Poor drainage to rear of garage



Issue 107 Rear

Assigned To

Incorrect height of drainage to rear wall



Issue 108 Rear

Assigned To


Poor drainage to lawn resulting in the lawn rotting



Issue 109 Rear

Assigned To

No weep vents fitted to lead flashing



Issue 110 Rear

Assigned To

Remove brick cut packers from lintel and make good



Issue 111 Rear

Assigned To

Poor application of mastic below utility and kitchen door threshold



Issue 112 Rear

Assigned To

Thin paint application to rafters



Issue 113 Rear

Assigned To

Dry verge short plus not secure either end to kitchen



Issue 114 Rear

Assigned To

Side of gate complete



Issue 115 Rear

Assigned To

Point hole left hand side of French lounge door



Issue 116 Front Of Garage

Assigned To

Joint to point to brickwork



Issue 117 Kitchen

Assigned To

Excessive gap to door to frame and not latching



Issue 118 Kitchen

Assigned To

Left hand window and right hand window catching at the bottom



Issue 119 Kitchen

Assigned To


Chimney extractor cut incorrectly to angle of ceiling



Issue 120 Kitchen

Assigned To

Excessive shrinkage to ceiling



Issue 121 Kitchen

Assigned To

Screw hole to wall unit right hand side of extractor



Issue 122 Kitchen

Assigned To


Base unit door adjust



Issue 123 Kitchen

Assigned To

Wall unit damaged left hand side of window



Issue 124 Kitchen

Assigned To

Excessive shrinkage to ceiling above wall unit



Issue 125 Kitchen

Assigned To

Boiler flue sleeve fully fit and pipes to fully paint



Issue 126 Kitchen


Assigned To

Hole to make good within boiler housing




Issue 127 Kitchen

Assigned To
No cod eye fitted to door



Issue 128 Kitchen

Assigned To
French doors seal not sitting flat



Issue 129 Kitchen

Assigned To
Fridge /freezer housing to seal



Issue 130 Kitchen

Assigned To
Clean mastic from window



Issue 131 Kitchen

Assigned To

Vent grill missing from bottom of fridge/ freezer



Issue 132 Kitchen

Assigned To

Different colour shade of bulb



Issue 133 Kitchen

Assigned To

Freezer door un even margins



Issue 134 Kitchen


Assigned To

Heat detector not flush to ceiling



Issue 135 Utility

Assigned To
Door not latching



Issue 136 Utility

Assigned To
Excessive gap to door to frame




Issue 137 Utility

Assigned To
Floor door stop to fit to stop door clashing with radiator



Issue 138 Kitchen /utility

Assigned To
Skirting and frame to complete mastic



Issue 139 utility

Assigned To


Skirting and wall to decorations to complete



Issue 141 Store Cupboard Kitchen

Assigned To

Excessive gap to door to frame



Issue 142 Store Cupboard Kit

Assigned To

Floor to skirting to complete mastic



Issue 143 Utility

Assigned To

Poor finish behind external door hinges



Issue 144 Utility

Assigned To

Expanding foam showing to threshold and remove tape



Issue 145 Rear

Assigned To

Slabbing not in line



Issue 146 Front Door

Assigned To


Cold spot to frame



Issue 147 Kitchen

Assigned To

Cold spot bottom French doors



Issue 148 Utility

Assigned To
Cold spot to bottom utility door



Issue 149 Lounge

Assigned To
Cold spot to bottom French doors
